


3-Pedal Floor-mount Pedal Assembly



Features:

- (1)** Lightweight, high-quality aluminum frame. Flat-bottom design enables easy mounting to floor and does not require vertical reinforcement. Parallel bolt (mounting) pattern enables easy fore/aft adjustment of the assembly within the vehicle. Frame can be cut to locate clutch pedal independently.
- (2)** 3/8" x 24 balance bar enables adjustment of front and rear brake bias.
- (3)** Throttle return spring returns pedal back to set position.
- (4)** Two adjustable throttle stops limit pedal movement in both directions.
- (5)** Profiled throttle pedal for direct routing of remote bias adjuster cable.
- (6)** Adjustable ratio extension for connecting cable or solid-type throttle linkage. Can be cut to desired length.
- (7)** Optional bellcrank-type throttle linkage system. Offers an extensive range of adjustability. Ratios can be changed to tune throttle response for track conditions and driver preferences. Low friction design, featuring sealed ball bearings, provides smooth control of throttle application.
- (8)** Optional remote bias adjuster. Enables brake bias adjustment by the driver during competition.
- (9)** Adjustable Toe clip enables the driver to pull back pedal in the event of a stuck throttle, and provides foot support in left turns.
- (10)** Adjustable clutch pedal stop prevents over-stroking of the clutch.
- (11)** Optional right-angle bias adjuster. When used on the left-side of the brake pedal, the right-angle adjuster keeps the bias adjuster cable from interfering with the clutch pedal and helps prevent the cable from binding.

Tilton's new 3-Pedal Floor-mount pedal assembly offers great flexibility and many unique features, making it suitable for a wide range of applications. This lightweight assembly is designed to provide car builders and race teams with an all-inclusive system that is fully adjustable, simplifies installation and is easy to service. The 3-Pedal Floor-mount pedal assembly features a fabricated steel clutch, brake and throttle pedal within one assembly. The ergonomic design & efficient action of the assembly provides feedback that inspires driver confidence, helping produce faster lap times. Tilton's 3-Pedal Floor-mount assembly is a value-packed solution to the pedal needs of most car builders.

NOTE: Master cylinders, remote bias adjuster, right-angle adjuster and throttle linkage system sold separately.

• Description	Part Number
3-pedal Assembly	72-680
• Optional Components	
Throttle linkage system	72-790
Right-angle bias adjuster	72-560
Remote bias adjuster, standard (single detent, plastic knob)	72-501
Remote bias adjuster, billet (double detent, billet alum. knob)	72-401

TILTON

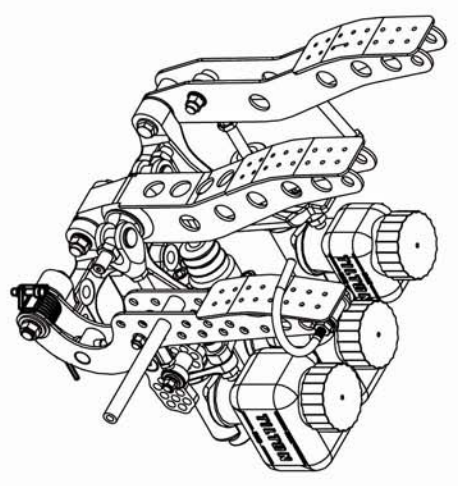
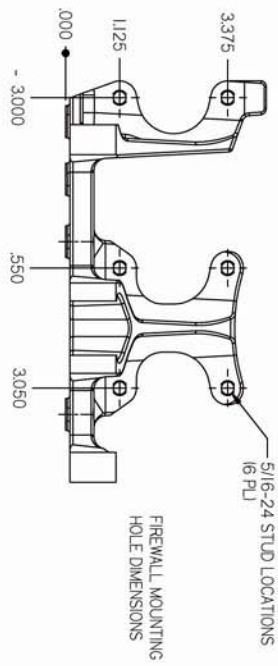
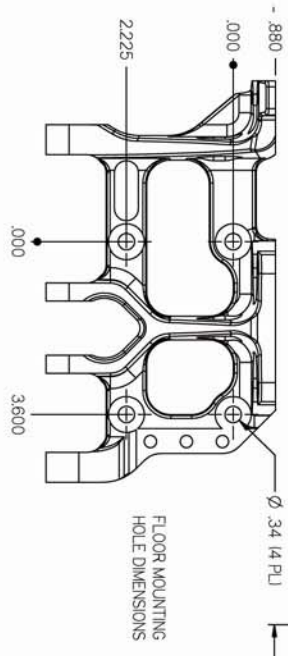
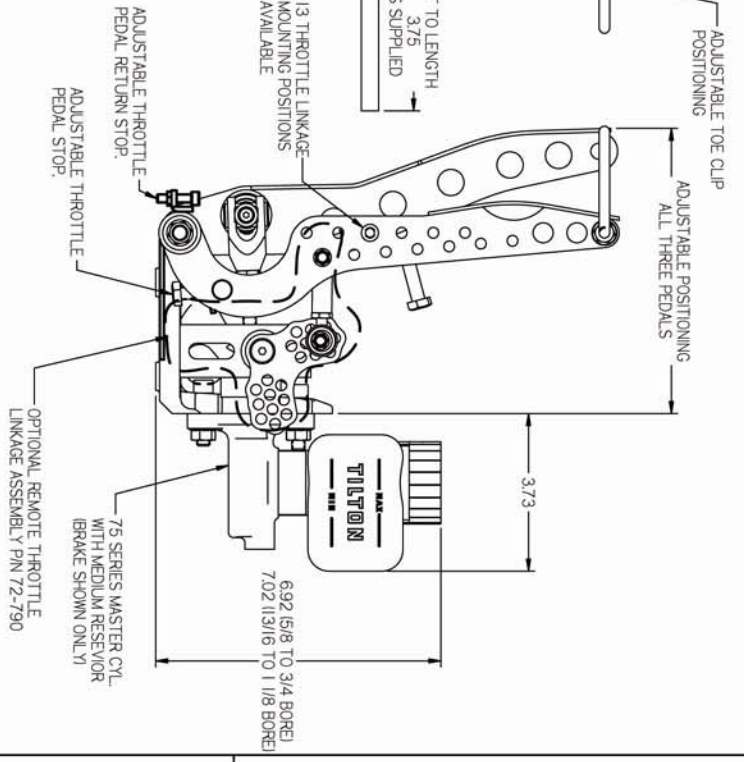
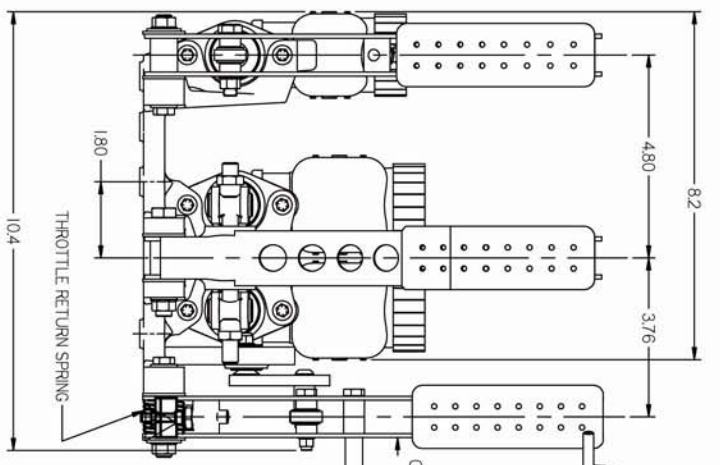
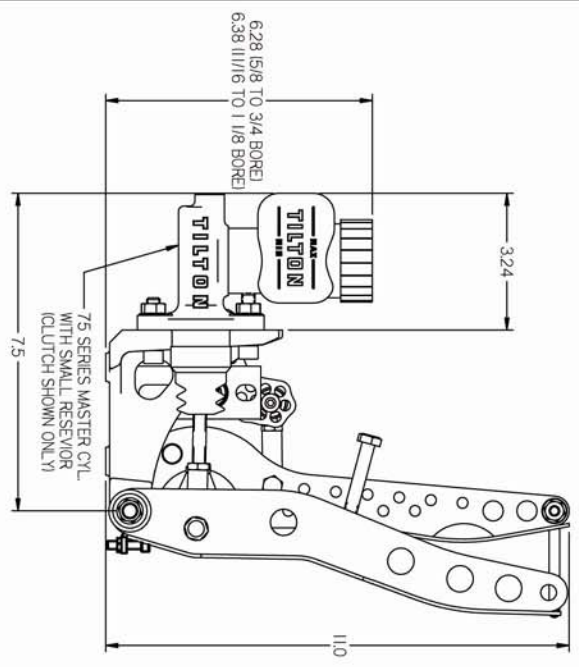
BRAKE

Tilton Brake is a division
of Tilton Engineering, Inc.

Tilton Engineering, Inc.

www.tiltonracing.com

805.688.2353



NOTES

1. UNLESS OTHERWISE SPECIFIED DIMENSION ARE IN INCHES.
2. DIMENSIONS ARE NOMINAL.
3. PEDALS ARE IN RELAXED POSITION.
4. MASTER CYLINDERS ARE NOT INCLUDED WITH PEDAL ASSEMBLIES.
5. BALANCE BAR ASSEMBLY INCLUDED WITH PEDALS.

TOLERANCES: UNLESS SPECIFIED OTHERWISE

X ±	.020	DRILL HOLES
XX ±	.010	013-.040 +.001-.001
XXX ±	.005	041-.130 +.002-.001
FRACT ±	1/32	131-.229 +.003-.001
ANGLE ±	1/2°	230-.500 +.004-.001
CONC(TTR)	.005	501-.750 +.005-.001
		751-1.000 +.007-.001
		1.001-2.000 +.010-.001

MAT'L		TILTON ENGINEERING, INC.	(805)888-2353 FAX (805)888-2745
SPEC		25 EASY STREET P.O. BOX 1787	BUELLTON, CALIFORNIA, 93427 USA
COND		TITLE: FLOOR MOUNT PEDAL ASSEMBLY W/ THROTTLE WITH STEEL BRAKE, CLUTCH AND THROTTLE PEDALS	
HARD		DRN BY	PUCKETT
FINISH		CHKD	ONEIL
SPEC		DATE	11/13/03
		PIN	72-880
		SHEET 1 OF	1
		DWG	4702